



The Sustainable Community Strategy for Halton

2011 – 2016







**Quarter 4 Progress Summary to
Year-end 31st March 2013**




























Document Contact (Halton Borough Council)	Mike Foy Principal Performance & Improvement Officer Municipal Buildings, Kingsway Widnes, Cheshire WA8 7QF mike.foy@halton.gov.uk
--	--

This report provides a summary of progress in relation to the achievement of targets within Halton’s Sustainable Community Strategy 2011 - 2016.

The following symbols have been used to illustrate current performance as against the 2012 – 13 targets and as against performance for the same period last year.





















	Target is likely to be achieved or exceeded.		Current performance is better than this time last year
	The achievement of the target is uncertain at this stage		Current performance is the same as this time last year
	Target is highly unlikely to be / will not be achieved.		Current performance is worse than this time last year

Ref	Descriptor	2012 / 13 Target	Direction of travel
HH1*	a) Alcohol related hospital admissions (NI 39) (Rate 100,000 pop.)		
	b) Alcohol related hospital admissions – AAF =1 (Rate)		
HH 2	Prevalence of breastfeeding at 6-8 weeks (NI 53)	N/A	
HH 3	a) Obesity in Primary school age children in Reception (NI 55)		
	b) Obesity in Primary school age children in Year 6 (NI 56)		
HH 4	Reduction in under 18 Conception (new local measure definition for NI 112)		
HH 5	a) All age, all-cause mortality rate per 100,000 Males (NI 120a)		
	b) All age, all-cause mortality rate per 100,000 Females (NI 120b)		
HH 6	Mortality rate from all circulatory diseases at ages under 75 (NI 121)		
HH 7	Mortality from all cancers at ages under 75 (NI 122)		
HH 8	16+ Smoking quit rate per 100,000 (NI 123)	N/A	
HH 9	Mental Health - No. of people in counselling/ day services or on waiting lists. (NEW 2011)		N/A
HH 10	Proportion of older people supported to live at home through provision of a social care package (NEW 2011):		
HH 11	a) Increase the % of successful completions (drugs) as a proportion of all in treatment (over 18)		
	b) Increase the % of successful completions (Alcohol) as a proportion of all in treatment (over 18)	New Measure 2012/13	N/A





NB - Measures HHI and HH12 are also reported within the Safer Halton priority area as SH 10 and SH7 respectively.

Employment, Learning & Skills




















Ref	Descriptor	2012 / 13 Target	Direction of Travel
ELS 1	Increase the number of active enterprises within the Borough (NEW 2011)		
ELS 2	Increase the proportion of business diversity (NEW 2011)		
ELS 3	Increase the number of people classed as self-employed (NEW 2011)		
ELS 4	Reduce the proportion of people with no qualifications		
ELS 5	Increase the percentage of people achieving NVQ Level 4 and above (Revised NI 165)		
ELS 6	Increase the percentage of adults using a library (NI 9)		
ELS 7	Reduce the percentage of people registered unemployed and seeking employment (JSA claimants) (NI 152)		
ELS 8	Reduce the percentage of the working age population claiming out of work benefits (Revised measure)		
ELS 9	Increase the gross weekly earnings by residents (NI166)		
ELS 10	Increase the number of residents accessing welfare rights/ debt advice at a casework level (Local Measure)		
	a) Debt		
	b) Welfare Rights		

Ref	Descriptor	2012 / 13 Target	Direction of travel
SH 1	Reduce Actual Number of ASB incidents recorded by Cheshire Police broken down into youth and adult incidents.		
SH 2	Reduce the number of Deliberate Fire incidents (NI33)		
SH 3	Reduced perception by Residents of antisocial behaviour (NI 17)	N/A Survey in 2013/14	 2011/12 Survey
SH 4	Safeguarding Children: Reduce the Number of Young People who repeatedly run away in Halton (New Measure)		
SH 5	Vulnerable Adults – Safeguarding: Increase the percentage of VAA Assessments completed within 28 days.		
SH 6	Reduce repeat incidents of domestic abuse within the MARAC Cohort (NI32)		
SH 7	a) Increase the percentage of successful completions (Drugs) as a proportion of all in treatment (over 18)		
	b) Increase the percentage of successful completions (Alcohol) as a proportion of all in treatment (over 18)	New Measure	N/A
SH 8	a) Reduce the number of individuals re-presenting within 6 months of discharge (Drugs) [New Measure]		
	b) Reduce the number of individuals re-presenting within 6 months of discharge (Alcohol) [New Measure]	New Measure	N/A
SH 9	Reduce the rate of young people (0-18) admitted to hospital due to substance misuse (will include alcohol)		N/A
SH 10	Reduce Alcohol related hospital admissions (NI 39)		
SH 11	Reduce the re-offending rates of repeat offenders (RO's in the Navigate IOM scheme) (Formerly NI 30)		N/A
SH 12	Reduce the number of first time entrants to the Youth Justice System (formerly NI111).	N/A	N/A
SH 13	Use of Custody (New Measure)		N/A
SH 14	Reduce the proportion of individuals within the Navigate cohort who's offending is substance misuse related. (Placeholder New Measure)	New Measure	N/A
SH 15	Reduce the re-offending rate of young offenders (Formerly NI 19)	New Measure	N/A




Safer Halton cont'd

Ref	Descriptor	2012 / 13 Target	Direction of travel
SH 16	Reduce serious acquisitive crime (Formally NI16)		
SH 17	Reduce Assault with Injury crime rate (Formerly NI 20) New Revised Measure		

Children and Young People in Halton

Ref	Descriptor	2012 / 13 Target	Direction of travel
CYP 1	Increase the percentage achieving 78+ points across EYFS (6+ CLL and PSE)		
CYP 2	Increase the percentage of children attaining level 4 or above in English & Maths		
CYP 3	Increase the percentage achieving 5+ A*-C including English & Maths		
CYP 4	Increase the percentage achieving Level 3 at 19		N/A
CYP 5	Reduce the percentage of young people not in education, employment or training		
CYP 6	Reduce the percentage of children who are obese in Year 6		
CYP 7	Reduce the rate of CYP admitted to hospital for substance misuse	N/A	New measure
CYP 8	Increase the percentage of referrals with evidence of early help and support (CAF)		
CYP 9	Increase the percentage of educational settings with overall effectiveness Good/ Outstanding		
CYP 10	Reduce the attainment gap between FSM and Halton average KS2		
CYP 11	Reduce the attainment gap between FSM and Halton average KS4		
CYP 12	Improve the identification of Special Educational needs at School Action and School Action plus	N/A	N/A

Children and Young People in Halton cont'd

Ref	Descriptor	2012 / 13 Target	Direction of travel
CYP 13	Increase the percentage of young people progressing to Higher Education		N/A
CYP 14	Increase the percentage of children with SEN or receiving enhanced provision achieving 2 levels progress	Placeholder 2012/13	New measure
CYP 15	Reduce under 18 conception rate (percentage change from 2009 baseline position)		
CYP 16	Increase the percentage of children in care achieving their expected outcomes at KS2 & KS4	Placeholder 2012/13	New measure
CYP 17	Reduction in child and family poverty	Placeholder 2012/13	New measure

Environment and Regeneration

Ref	Descriptor	2012 / 13 Target	Direction of travel
ER 1	a) Number of Local bus passenger journeys originating in the authority area (000) (PPT LI 22)		
ER 1	b) Number of passengers on community based accessible transport (PPT LI 28)		
ER 2	Percentage % of Bus services running on time: (PPT LI 18)		
	a) Percentage of buses starting route on time		
	b) Percentage of buses on time at intermediate timing points		
ER 3	Average Number of days to repair street lighting faults (PPT LI 12 & 13)		
	a) Non Distribution Network Operators (HBC)		
	b) Distribution Network operators (DNO)		
ER 4	Percentage of road carriageway where maintenance should be considered (PPT LI 17)		
	a) Principal Carriageways		
	b) Non-Principal Carriageways		
	c) Unclassified Carriageways		
ER 5	Satisfaction with the standard of maintenance of trees, flowers and flower beds (CE LI 18)		
ER 6	Residual household waste per household (Kgs) (CE LI 14)		
ER 7	% of household waste recycled / composted (CE LI 15)		
ER 8	Percentage of municipal waste land filled (CE LI 16)		
ER 9	Satisfaction with the standard of cleanliness and maintenance of parks and green spaces. (CE LI 18)		
ER 10	Number of Green Flag Awards achieved for Halton. (CE LI 19)		
ER 11	Improved local biodiversity –active management of local sites. (CE LI 20)		
ER 12	To regenerate 5 hectares of urban sites per annum for the next five years (PPT LI 08) (NEW)		
ER 13	To make sure there is a 5 year rolling supply of deliverable housing land available for 5 years' worth of housing against the housing requirement (PPT LI 07) (New)		